



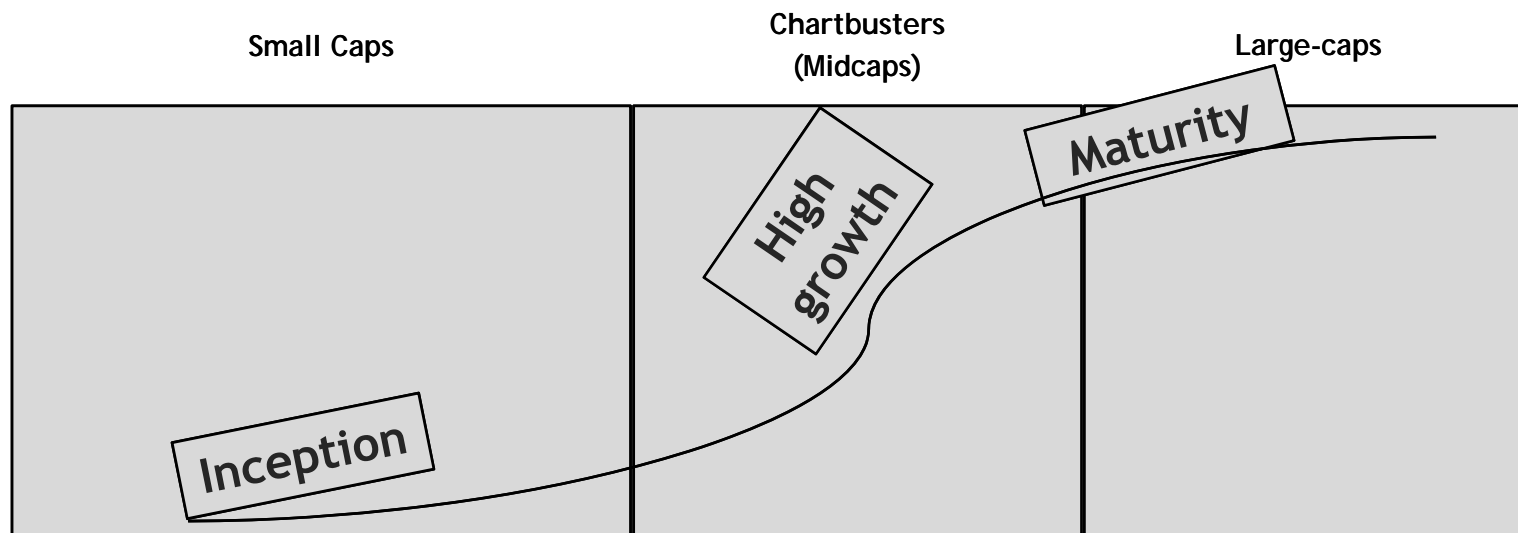
MOTILAL OSWAL MUTUAL FUND

MOST SHARES MIDCAP 100

(An Open Ended Index Exchange Traded Fund)

Midcaps - Wealth Creators

- India's GDP expected to grow from \$1.3 tn. to \$5 tn. by 2020.
(Source: Motilal Oswal Securities Ltd.)
- This period may be marked by
 - A sustained increase in discretionary spend, savings and investments.
 - Significant growth in India allocation by global investors.
- Midcap stocks are best positioned to capture the India growth story - The S Curve



Past performance may or may not be achieved in the future

Source: Internal Analysis

MOTILAL OSWAL MUTUAL FUND

MOST SHARES MIDCAP 100

(An Open Ended Index Exchange Traded Fund)

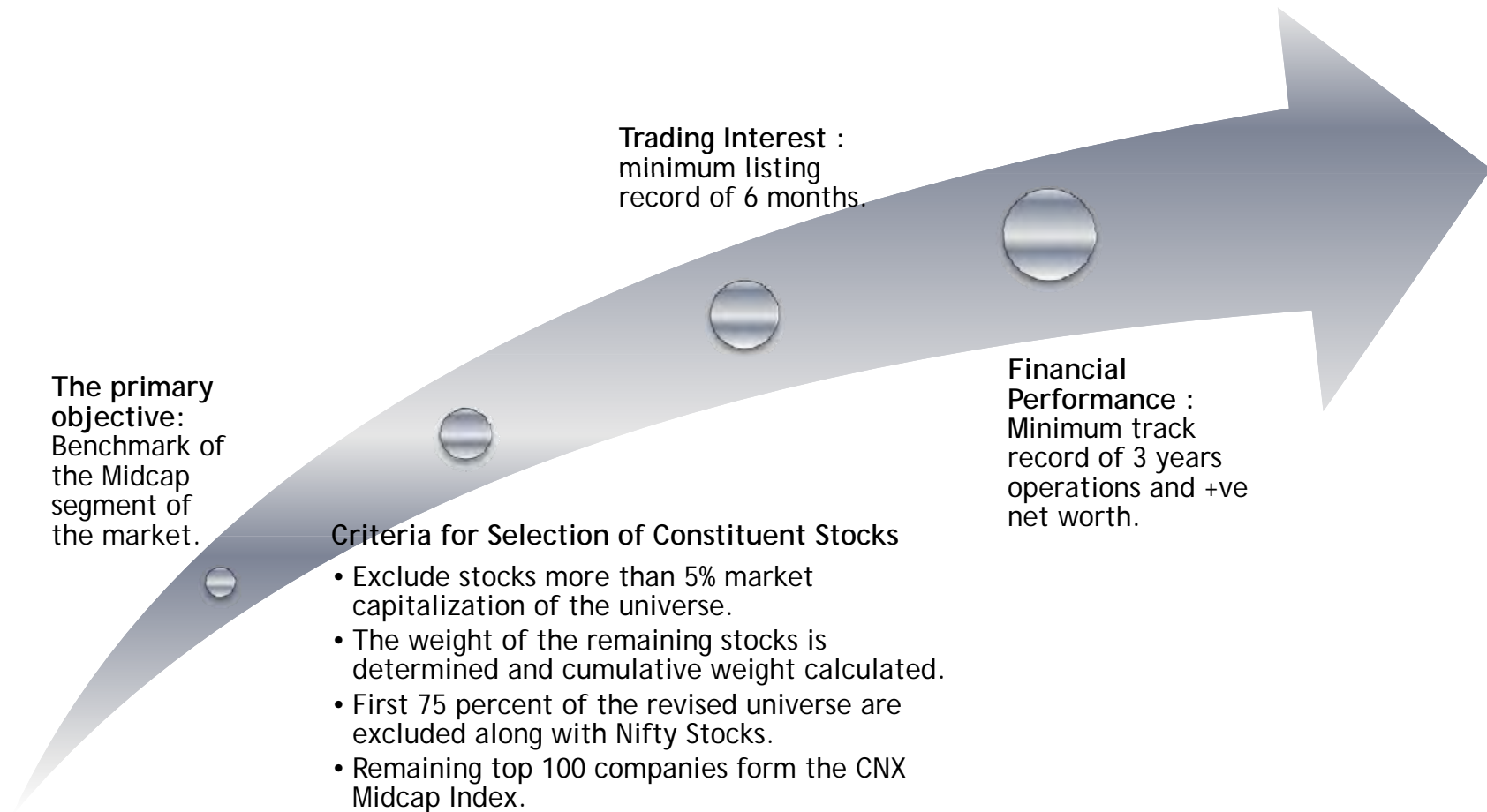
...Midcaps - Wealth Creators



- Early stage growth companies - Successful small cap companies
- Focused on their specific niches
- Hidden Gems:
 - under-researched
 - under-owned
 - under-valued
- Seasoned management, established products, reasonable market share, and name recognition
- Outperformance relative to large caps
- Complements large cap portfolios - better portfolio diversification

Source: Internal Analysis

The CNX Midcap Index



Source: India Index Services & Products Limited (IISL)

For further details, please refer to the Scheme Information Document (SID)

About the Scheme

Scheme Name	Motilal Oswal MOST Shares Midcap 100 ETF
	(MOST Shares Midcap100)
Type of Scheme	An open ended Index Exchange Traded Fund
Investment Objective	The Scheme seeks investment return that corresponds (before fees and expenses) to the performance of CNX Midcap Index (Underlying Index), subject to tracking error. However, there can be no assurance or guarantee that the investment objective of the Scheme would be achieved.
Benchmark	CNX Midcap Index
Continuous Offer	On NSE: Investors can buy/sell units of the Scheme in round lot of 1 unit and in multiples thereof.
	Directly with the Mutual Fund: Investors can buy/sell units of the Scheme only in creation unit size i.e. 2,50,000 units and in multiples thereafter

NSE Symbol	M100
Bloomberg Code	MOST100
Reuters Code	M100.NS
ISIN Code	INF247L01023
Entry Load	N. A.
Exit Load	NIL

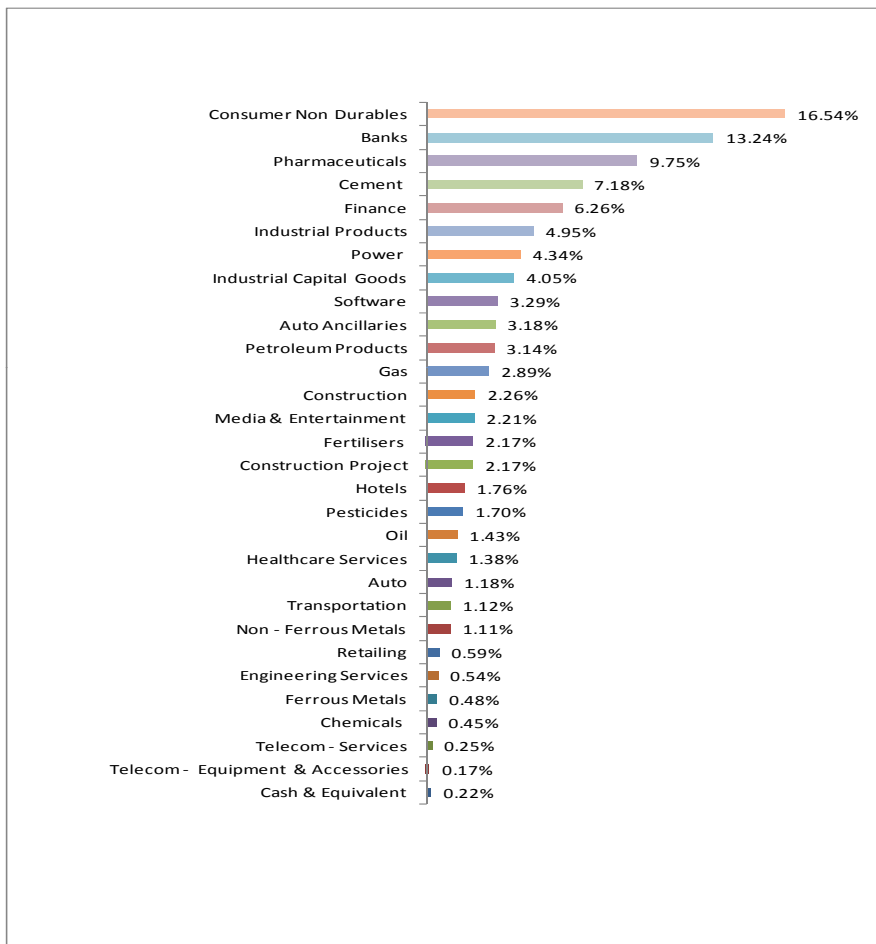
Schemes Details

Date of Allotment	January 31 2011
NAV (INR)	6.1982
Quarterly AAUM (Dec 30th 2011)	78.67 (Rs. crores)
Tracking Error*	0.23% (Annualised)
Total Expense Ratio^	1.00% p.a.
Standard Deviation	5.64 (per month)
Sharpe Ratio#	-0.51(per month)
Portfolio Turnover Ratio	0.82
Beta*	1.00
R - Squared*	1.00

*Against the benchmark CNX Midcap Total Return Index ^Year-to-date. # Risk free returns based on 365-days T-bill cut-off of 8.3535% as on the last auction. (Data as on 30th December, 2011)

MOST Shares Midcap 100

Industry Allocation



Data as on 30th December, 2011

Top 10 Holdings

Company Name	Weightage in Midcap 100
Ultratech Cement	4.51%
Titan Industries	2.80%
LIC Housing Finance	2.64%
Colgate-Palmolive	2.61%
Glaxosmithkline Consumer Healthcare	2.40%
Yes Bank	2.29%
Tata Chemicals	2.17%
Divis Lab	1.95%
Exide Industries	1.91%
Power Finance Corp	1.90%

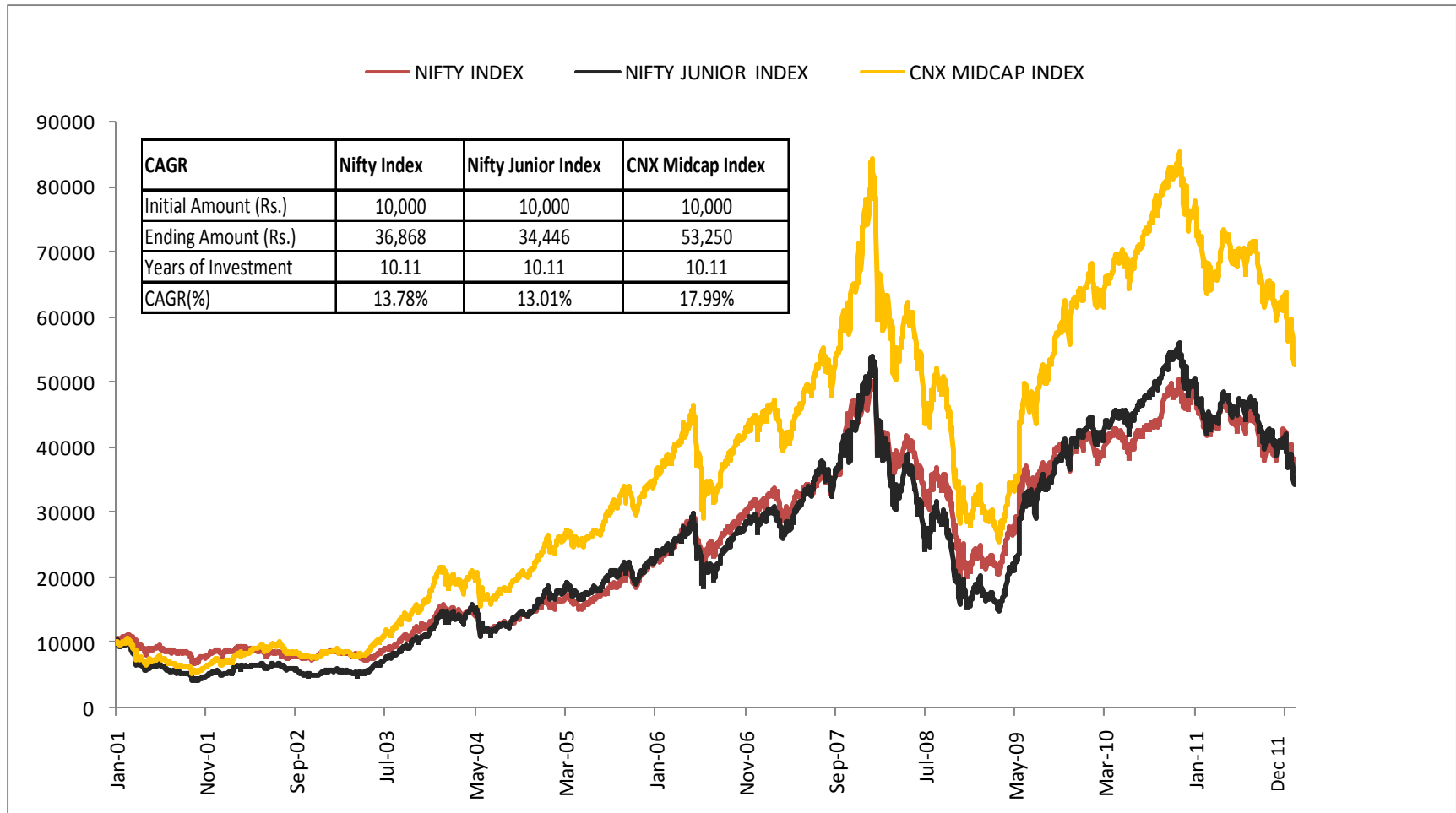
Data as on 30th December, 2011

MOTILAL OSWAL MUTUAL FUND

MOST SHARES MIDCAP 100

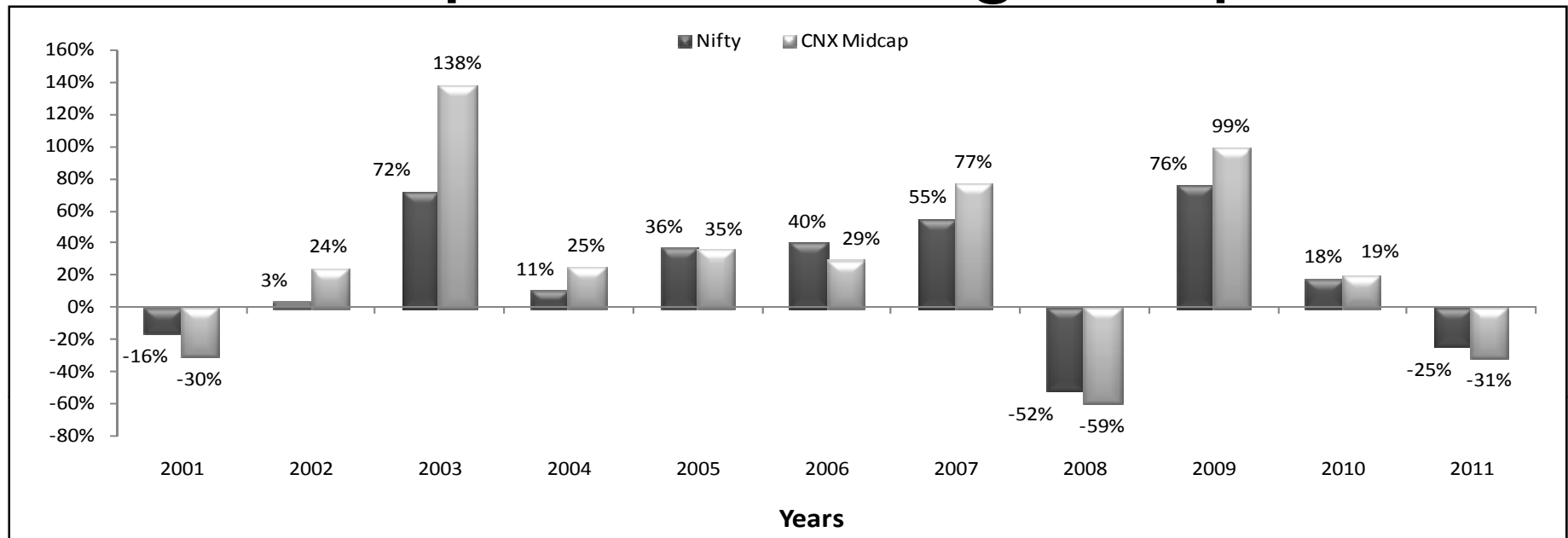
(An Open Ended Index Exchange Traded Fund)

Nifty Index, Nifty Junior Index and CNX Midcap Index



Source: India Index Services & Products Limited (IISL) Data as 30th Dec., 2011. Values rebased to 10000 on 01-01-2001
 Past performance may or may not be achieved in the future. CAGR: Compounded annual growth rate

Complements Large Caps



Source: IISL. Data as on 30th December, 2011

Returns are ABSOLUTE for <1 yr and COMPOUND ANNUALIZED for >=1 yr Past performance may or may not be achieved in the future

KEY STATISTICS	Maximum		Minimum		Average
	Company	Amount	Company	Amount	
Market Cap (Rs Cr.)	Hindustan Zinc	50,577	Sterling Biotech Ltd	573	6,912
Free Float Market Cap (Rs Cr.)	Ultratech Cement	11,397	HCL Infosystems	382	2,523
Weightage (%)	Ultratech Cement	4.52	HCL Infosystems	0.15	1.00

Source: India Index Services & Products Limited (IISL); Data as on 30th December , 2011

MOTILAL OSWAL MUTUAL FUND

MOST SHARES MIDCAP 100

(An Open Ended Index Exchange Traded Fund)

Features of MOST Shares Midcap 100

- India's 1st Midcap Index ETF
- Passively tracks the CNX Midcap Index
- Listed on National Stock Exchange of India Limited (NSE).
- A mutual fund scheme with the convenience of real time liquidity and prices
- Diversified portfolio of 100 Midcap companies which are a part of CNX Midcap Index
- Low cost structure: Total Expense Ratio (TER) of 1% p.a. as compared to traditional investment products where the TER > 2% p.a.
- Complete transparency with portfolio being disclosed on daily basis
- No loads and a Tax efficient exposure to the market.
- No discretion with Fund Manager / AMC, ensuring replication of the Index

For further details, please refer to the Scheme Information Document (SID)

MOTILAL OSWAL MUTUAL FUND
MOST SHARES MIDCAP 100

(An Open Ended Index Exchange Traded Fund)

MOST Shares Midcap 100

- Fund Manager: Rajnish Rastogi
 - 15 Years Experience in Fund Management and Equity Research
 - Qualifications - CFA, M. Tech (Mgmt & Systems) and B.Tech from Indian Institute of Technology (I.I.T.)
- Continuous Offer
 - On NSE: Investors can buy/sell units of the Scheme in round lot of 1 unit and in multiples thereof.
 - Directly with the Mutual Fund: Investors can buy/sell units of the Scheme only in creation unit size i.e. 2,50,000 units and in multiples thereafter
- Scheme Details
 - Date of Allotment : 31st January, 2011
 - NAV : Rs. 6.1982 (Data as on 30th December 2011)

NSE Symbol	M100	ISIN Code	INF247L01023
Bloomberg Code	MOST100	Entry Load	N. A.
Reuters Code	M100.NS	Exit Load	NIL

For further details, please refer to the Scheme Information Document (SID)

Risk Disclosure and Disclaimer

This presentation has been prepared and issued on the basis of internal data, publicly available information and other sources believed to be reliable. The information contained in this document is for general purposes only and not a complete disclosure of every material fact and terms and conditions and features of Motilal Oswal MOST Shares Midcap 100 ETF (MOST Shares Midcap 100). The information / data herein alone is not sufficient and shouldn't be used for the development or implementation of an investment strategy. It should not be construed as investment advice to any party. All opinions, figures, charts/graphs, estimates and data included in this presentation are as on date and are subject to change without notice. While utmost care has been exercised while preparing this document, Motilal Oswal Asset Management Company Limited does not warrant the completeness or accuracy of the information and disclaims all liabilities, losses and damages arising out of the use of this information. The statements contained herein may include statements of future expectations and other forward-looking statements that are based on our current views and assumptions and involve known and unknown risks and uncertainties that could cause actual results, performance or events to differ materially from those expressed or implied in such statements. Readers shall be fully responsible / liable for any decision taken on the basis of this presentation. No part of this document may be duplicated in whole or in part in any form and/or redistributed without prior written consent of the Motilal Oswal Mutual Fund/ Motilal Oswal Asset Management Company Limited. Readers should before investing in the Scheme make their own investigation and seek appropriate professional advice.

Statutory Details: Constitution: Motilal Oswal Mutual Fund has been set up as a trust under the Indian Trust Act, 1882. **Trustee:** Motilal Oswal Trustee Company Limited. **Investment Manager:** Motilal Oswal Asset Management Company Ltd. **Sponsor:** Motilal Oswal Securities Ltd. **Scheme Classification & Investment Objective:** Motilal Oswal MOST Shares Midcap 100 ETF (MOST Shares Midcap 100), an open ended Index Exchange Traded Fund that seeks investment return that corresponds (before fees and expenses) to the performance of CNX Midcap Index (Underlying Index), subject to tracking error. **Asset Allocation:** Securities constituting CNX Midcap Index: 95%-100%; Debt and Money market instruments and cash at call: 0-5%. **Load:** Entry Load: Nil Exit Load: Nil **Terms of Issue:** On the Exchange: The units of the Scheme are listed on the Capital Market Segment on National Stock Exchange (NSE). On NSE, the units of the Scheme can be purchased/sold in minimum lot of 1 unit and in multiples thereafter. **Directly with the Fund:** The minimum number of units of the Scheme that investors can create/redeem in exchange of portfolio deposit and cash component is 2,50,000 units and in multiples thereof. The NAV will be calculated and disclosed at the close of every Business day.

Risk Factors: (1) All Mutual Funds and securities investments are subject to market risks and there can be no assurance that the Scheme's objectives will be achieved (2) As the price / value / interest rates of the securities in which the Scheme invests fluctuates, the Net Asset Value (NAV) of the Scheme may go up or down depending upon the factors and forces affecting the securities market (3) Past performance of the Sponsor/AMC/Mutual Fund and its affiliates does not indicate the future performance of the Scheme and may not provide a basis of comparison with other investments (4) Motilal Oswal MOST Shares Midcap 100 ETF (MOST Shares Midcap 100) is only the name of the Scheme and does not in any manner indicate either the quality of the Scheme, its future prospects and returns. Investors are therefore urged to study the terms of offer carefully and consult their Investment Advisor before they invest in the Scheme (5) The Sponsor is not responsible or liable for any loss or shortfall resulting from the operation of the Mutual Fund beyond the initial contribution made by it of an amount of Rs. 1 Lac towards setting up of the Mutual Fund (6) The present Scheme is not a guaranteed or assured return Scheme. (7) Investment in the scheme shall be subject to various other risk factors including but not limited to risk associated with investment in equities such as trading volumes, settlement risk, liquidity risk, default risk, tracking error risk, including the possible loss of principal, investment in derivatives, etc. Please read the Scheme Information Document (SID) & Statement of Additional Information (SAI) carefully before investing. **IISL Disclaimer:** MOST Shares Midcap 100 offered by Motilal Oswal Asset Management Company Limited (MOAMC) or its affiliates is not sponsored, endorsed, sold or promoted by India Index Services & Products Limited (IISL) and its affiliates. IISL and its affiliates do not make any representation or warranty, express or implied (including warranties of merchantability or fitness for particular purpose or use) to the owners of MOST Shares Midcap 100 or any member of the public regarding the advisability of investing in securities generally or in the MOST Shares Midcap 100 linked to CNX Midcap Index or particularly in the ability of CNX Midcap Index to track general stock market performance in India. Please read the full Disclaimers in relation to the CNX Midcap Index in the Scheme Information Document. **NSE Disclaimer:** It is to be distinctly understood that the permission given by NSE should not in any way be deemed or construed that the Scheme Information Document has been cleared or approved by NSE nor does it certify the correctness or completeness of any of the contents of the Scheme Information Document. The investors are advised to refer to the Scheme Information Document for the full text of the Disclaimer Clause of NSE. A copy of SID, SAI and KIM alongwith the application form are available at the office of the AMC, R&T, Distributors, or can be downloaded from www.motilaloswal.com/assetmanagement and www.mostshares.com.



Registered Office: Motilal Oswal Asset Management Company Ltd. 81/82, 8th Floor, Bajaj Bhavan, Nariman Point, Mumbai -400 021

MOTILAL OSWAL MUTUAL FUND
MOST SHARES MIDCAP 100
(An Open Ended Index Exchange Traded Fund)